

## 19" Free Standing Cabinet / UNIVERSALLINE 600x600 mm/600x800 mm/600x1000 mm



### FEATURES

#### Easy to access

Front door features a full-length smoked and shatterproof glass door with decorative accent trim reinforced with left/right metal frames and integral locking mechanism.

**Side doors;** lockable, removable complete with slam latches and locks.

**Rear door;** lockable, removable with lock.

Secure, locking front and back doors with spring loaded hinges offer best accessibility even when connecting the cabinets. The door hinge is easily swapped from one side to the other.

All giving you 4-way access to equipment. Front and rear door can be replaced that gives you flexibility for different installations.

#### Cable access

Multiple cable entry points provide maximum versatility. There is a rubber edge sliding cover mechanism that protects and fix the cables.

There is a brush on the rear panel that can be positioned on top or bottom (brush entry available on racks of 32U and above)

#### Construction

**Rigid welded frame** construction in steel sheet, rapidly dismantled per 4 screw per corner. Corner of bases have welded sockets on each corner that tightly fixed into the columns gives maximum stability.

**Frames** are made with 28-fold design for increased stability.

**C-rails** (3ea.left+3ea.right) increase the stability of equipment mounting and fixing shelves in 4 points.

**Vented Pagoda-style top cover** with built-in space for available top mount cooling system providing protection against dust flow from the top. Besides that it cause a chimney effect to provide passive heat transportation via convection.

**19" mounting angles** (front/2ea. and back/2ea) allow for flexible configuration and adjustable in depth.

**Levelling feet** is included as a standard feature.

Extensive range of accessories.

### STANDARDS

ISO 9001:2000

TSE:EN 61587-1 Mechanical Structures For Electronic Equipment - Tests For IEC 60917 And IEC 60297

**Climatic and Environment:** EN 61587-1/4.2, IEC60068-2-1, IEC60068-2-2, IEC60068-2-30,

**Static Mechanical Load Lifting:** EN61587-1/5.2.1

**Static Mechanical Load Stiffness:** EN61587-1/5.2.2

**Dynamic Mechanical Load Vibration and Shock, Impact:**

EN61587-1/5.3.1, EN61587-1/5.3.3, IEC60068-2-6, IEC60068-2-27,

**Earth Bond:** EN61587-1/6.2

**Flammability:** EN61587-1/6.3

**Degrees Of Protection Provided By Enclosures (Ip Code):**

IP20 or IP55, EN61587-1/6.4

### COMPLIANCES

UL and cUL

**Load Carrying Capacity:** 600 kg

**Surface Treatment:** Fosfat coating

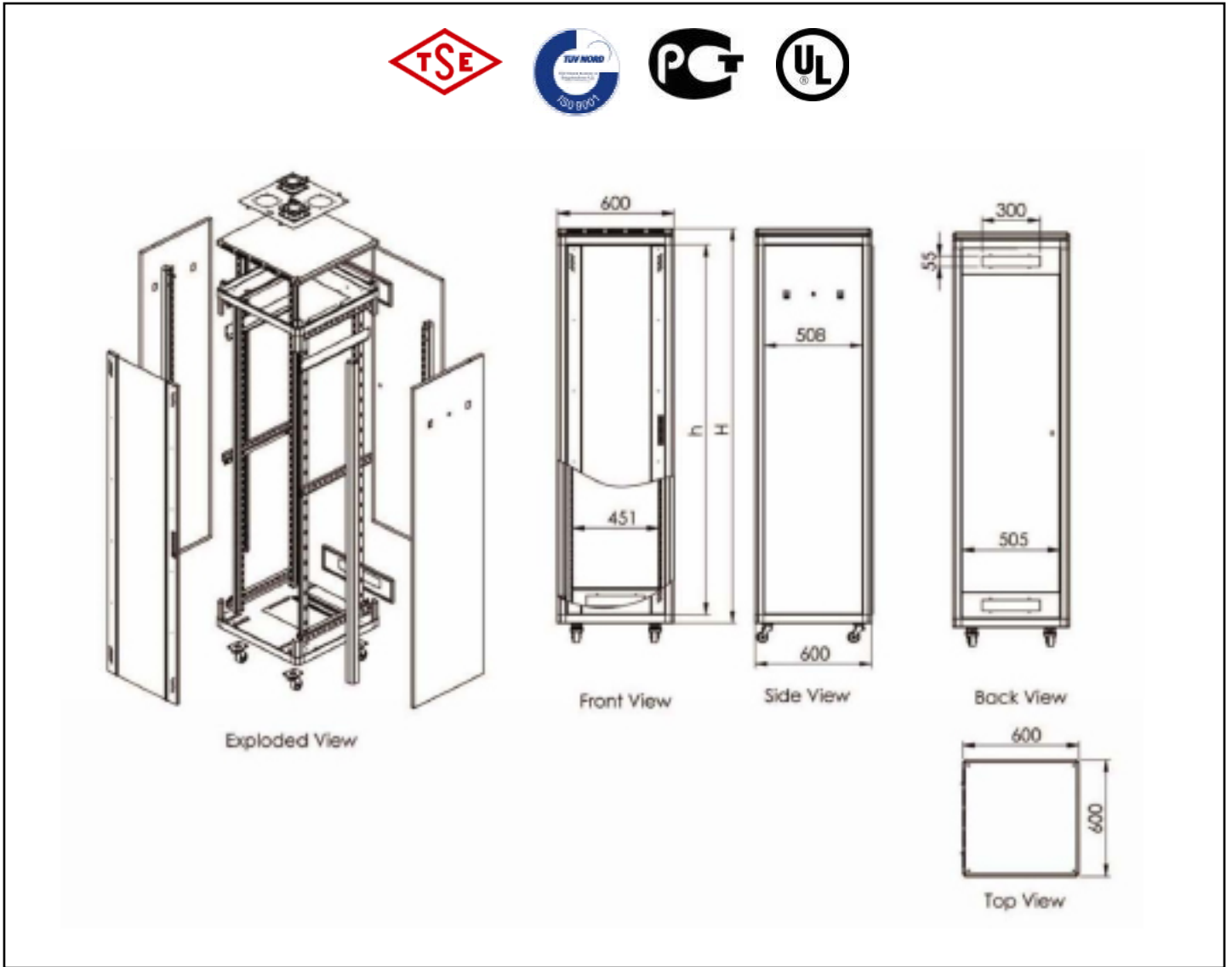
**Painting:** Ral7035 / Ral9005

Material Definition and Properties, Thicknesses and Shipment Configuration

Part Definition	Material thickness	Material definition & properties	Shipment Configuration
Upper Case	1,5 mm	DIN EN 10130 - 99 EREGLI DC-01 6112 CRS	1ea.
Bottom Case	1,5 mm	DIN EN 10130 - 99 EREGLI DC-01 6112 CRS	1ea.
Front Door	1,5 mm	DIN EN 10130 - 99 EREGLI DC-01 6112 CRS & 4mm SECURE AND TEMPERED GLASS AND LOCK	1ea.
19" mounting angles	1,5 mm	DIN EN 10130 - 99 EREGLI DC-01 6112 & GALVANIZED COATING	4ea. ( 2ea. at front , 2ea. at rear )
Rear Door	1,2 mm	DIN EN 10130 - 99 EREGLI DC-01 6112 CRS	1ea.
Frame	1,5 mm	DIN EN 10130 - 99 EREGLI DC-01 7122 CRS	4ea.
Side Panel Supports	1,5 mm	DIN EN 10130 - 99 EREGLI DC-01 6112 CRS	2ea.
C-rails	1,5 mm	DIN EN 10130 - 99 EREGLI DC-01 6112 & GALVANIZED COATING	6ea.
Fan Tray (unloaded)	1,5 mm	DIN EN 10130 - 99 EREGLI DC-01 6112 CRS	1ea.
Side Doors	1 mm	DIN EN 10130 - 99 EREGLI DC-01 7122 CRS	2ea.
Top Cover	1 mm	DIN EN 10130 - 99 EREGLI DC-01 6112 CRS	1ea.

# 19" Free Standing Cabinet / Universalline 600x600mm

## TECHNICAL DRAWINGS

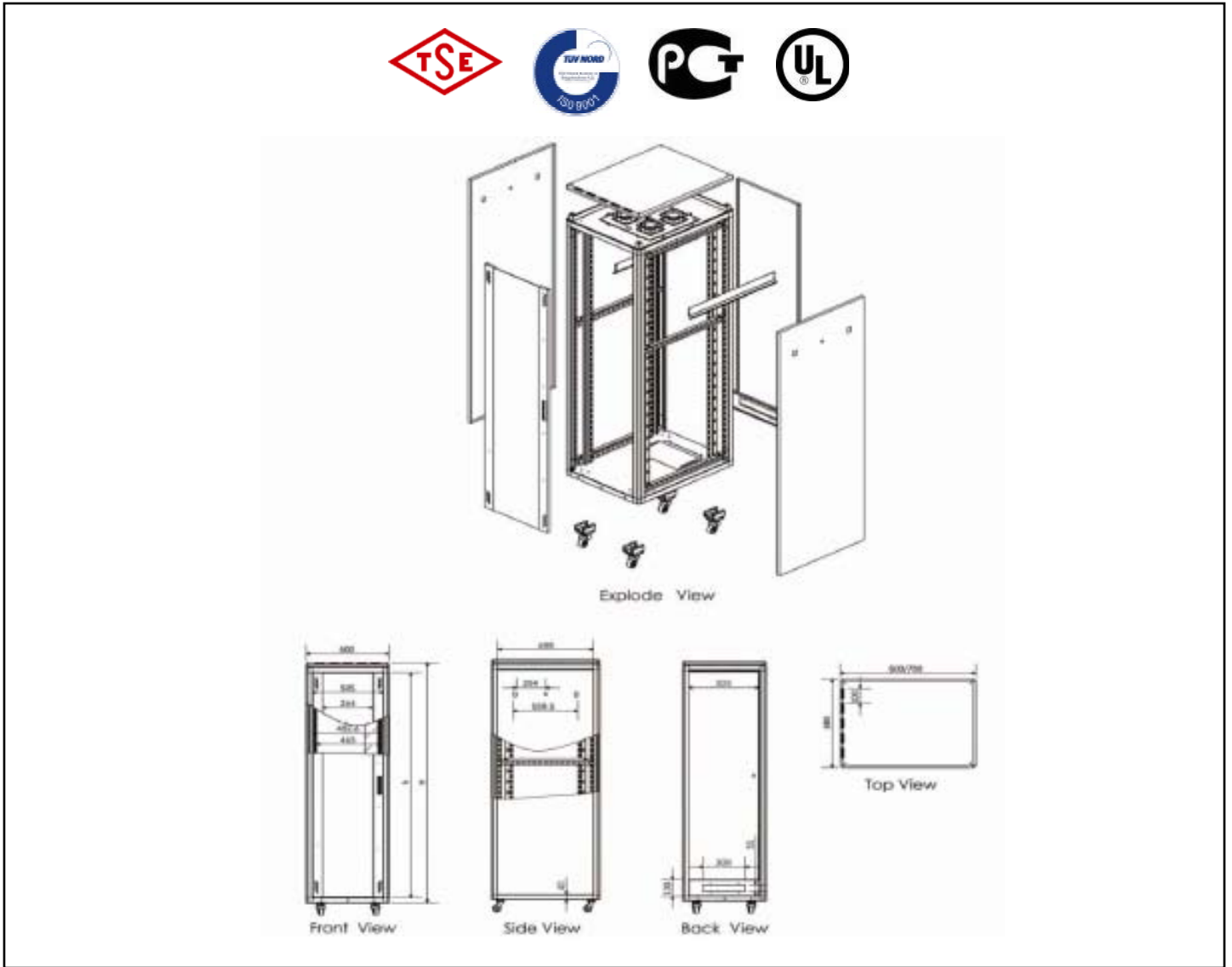


width=600 mm depth=600 mm			
Order No	U=44.45 (mm)	h = inside height(mm)	H = outside height(mm)
CKR16U66	16	740,40	865,40
CKR20U66	20	917,40	1042,40
CKR22U66	22	1006,30	1131,40
CKR26U66	26	1184,40	1309,40
CKR32U66	32	1451,40	1576,40
CKR36U66	36	1629,40	1754,40
CKR39U66	39	1762,40	1887,40
CKR42U66	42	1896,40	2021,40
CKR44U66	44	1985,40	2110,40
CKR47U66	47	2118,75	2243,75

Shipping Data						
Order No	Quantity	Shipping Dimension (palette) WxDxH	Net Weight (kg)	Gross Weight (kg)	Shipping configuration depth (mm)	Max 19" depth
CKR16U66	2	680x630x1994	88,40	97,14	390	535
CKR20U66	2	680x630x2360	99,43	116,40	390	535
CKR22U66	2	680x630x2600	106,80	120	390	535
CKR26U66	1	680x630x1440	58,20	65,60	390	535
CKR32U66	1	680x630x1710	67,20	74,80	390	535
CKR36U66	1	680x630x1880	73,20	81,40	390	535
CKR39U66	1	680x630x2020	78,80	87	390	535
CKR42U66	1	680x630x2160	81,00	89,40	390	535
CKR44U66	1	680x630x2245	85,80	94,00	390	535
CKR47U66	1	680x630x2380	90,23	101,20	390	535

# 19" Free Standing Cabinet / Universalline 600x800mm

## TECHNICAL DRAWINGS

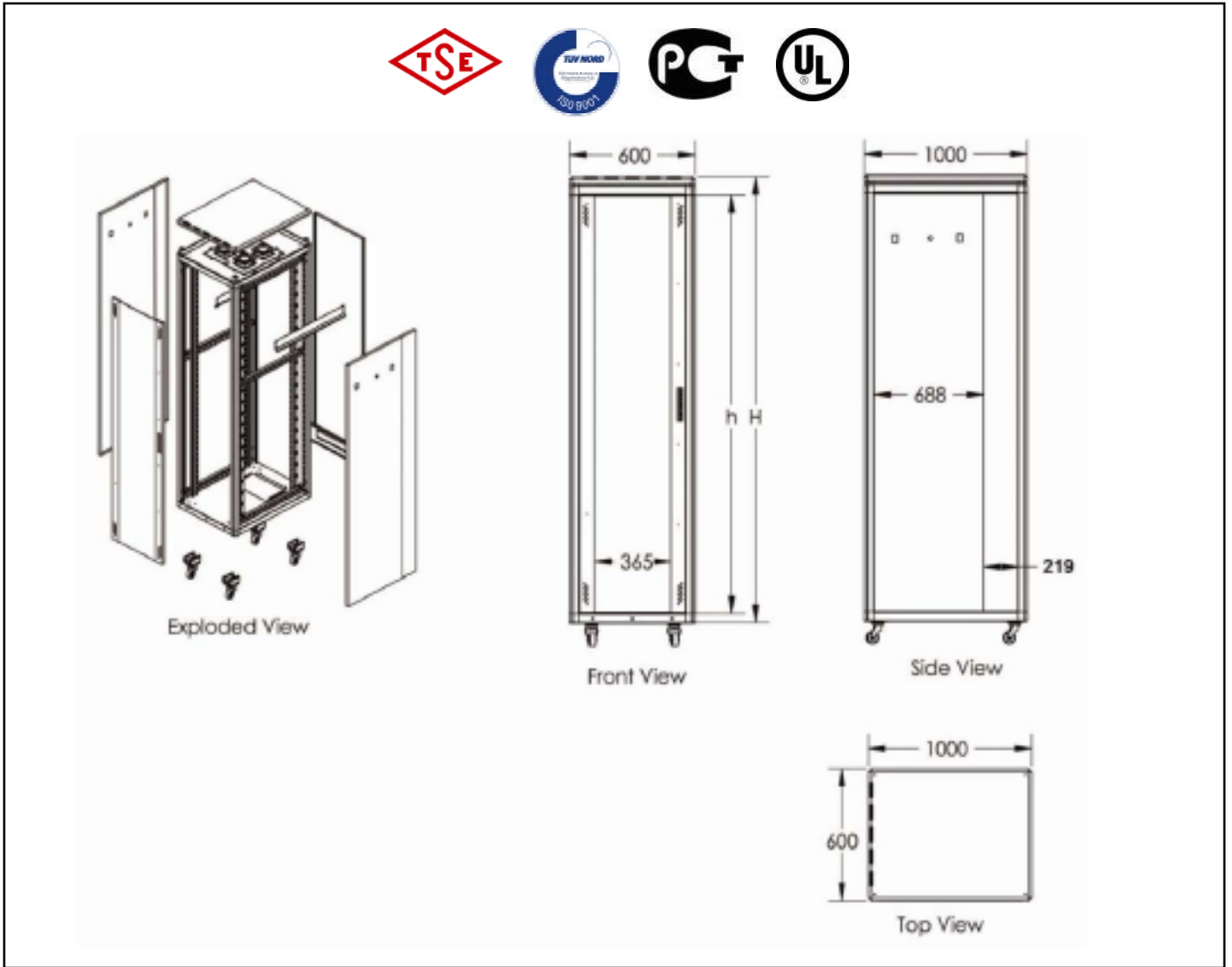


19" Free Standing cabinets width=600 mm depth=800 mm			
Order No	U =44.45 (mm)	h = inside height(mm)	H = outside height(mm)
CKR16U68	16	740,40	865,40
CKR20U68	20	917,40	1042,40
CKR22U68	22	1006,30	1131,40
CKR26U68	26	1184,40	1309,40
CKR32U68	32	1451,40	1576,40
CKR36U68	36	1629,40	1754,40
CKR39U68	39	1762,40	1887,40
CKR42U68	42	1896,40	2021,40
CKR44U68	44	1985,40	2110,40
CKR47U68	47	2118,75	2243,75

Shipping Data						
Order No	Quantity	Shipping Dimension (palette) WxDxH	Net Weight (kg)	Gross Weight (kg)	Shipping configuration depth (mm)	Max 19" depth
CKR16U68	2	680x630x1994	106,23	126,80	555	715
CKR20U68	2	680x630x2360	122,86	139,26	555	715
CKR22U68	2	680x630x2600	124,86	141,26	555	715
CKR26U68	1	680x630x1440	68,83	78,00	555	715
CKR32U68	1	680x630x1710	80,23	90,83	555	715
CKR36U68	1	680x630x1880	87,00	99,00	555	715
CKR39U68	1	680x630x2020	93,00	104,83	555	715
CKR42U68	1	680x630x2160	95,83	107,83	555	715
CKR44U68	1	680x630x2245	97,83	109,83	555	715
CKR47U68	1	680x630x2380	106,63	118,23	555	715

# 19" ESTAP Universalline Cabinets and Racks 600x1000mm

## TECHNICAL DRAWINGS



19" Free Standing cabinets width=600mm depth=1000mm			
Order No	U=44.45 (mm)	h = inside height(mm)	H = outside height(mm)
CKR26U6100	26	1184,40	1309,40
CKR36U6100	36	1629,40	1754,40
CKR42U6100	42	1896,40	2021,40
CKR47U6100	47	2118,75	2243,75

Shipping Data						
Order No	Quantity	Shipping Dimension (palette) WxDxH	Net Weight (kg)	Gross Weight (kg)	Shipping configuration depth (mm)	Max 19" depth
CKR26U6100	1	680x1070x1440	82,60	93,80	740	940
CKR36U6100	1	680x1070x1880	103,60	117,80	740	940
CKR42U6100	1	680x1070x2160	113,80	127,80	740	940
CKR47U6100	1	680x1070x2380	125,00	138,00	740	940